

Impact

Code Enforcement Module

The Code Enforcement Module provides communities with the tools necessary to track and enforce code violations. Case types (code violation types) are completely user defined and can range from building code violations to zoning violations.

With the Code Enforcement Module, a user can track all contacts, such as the property owner and tenant, site inspections, fines and fees assessed for the violation, and staff actions related to the case. Virtually all components of a typical code enforcement case, from the complaint call to final resolution, can easily be tracked.

The Code Enforcement Module is tightly linked to the Parcels Module. All cases for individual parcels can be view by querying the parcel's address. This integration also facilitates integration with you GIS. By mapping violations by case type, your community can become proactive in targeting areas for code enforcement.

As an option, the Code Enforcement module can be integrated with the Customer Service module. Imagine a citizen registering a complaint using your community's web site. After an initial investigation, it is decided that

the complaint should be given to the code enforcement division for tracking and resolution. A code enforcement case is created directly from the customer service request, eliminating the need for redundant data entry.

With the addition of the *Impact* Code Enforcement Inspections application for the Pocket PC, code enforcement officers can take their inspections, including inspection and violation history, with them into the field, record inspection results and violations, and upload the results into the *Impact* database. Inspection tickets, complete with the inspection's results or violations found, can be printed in the field and left on site.

*Find out more at
www.imp-res.com*

The screenshot shows the 'Impact - Code Enforcement' software interface. The main window displays a case entry form for case number ZV-02-0012. The form is divided into several sections:















- Case Information:** Includes fields for Case Number (ZV-02-0012), Type (Zoning Violation), Status (Active), Initial Date (May 14, 2002), Closing Date, and Cust. Service ID (BD-02-0027). There are also fields for User 2 through User 9.
- Description:** A text area containing the text: "A neighbor has reported a business is being run out of a single family residence."
- Address:** Fields for Street (4432 N University Blvd), City (Smithville), State (TX), and Zip (77432).
- Subdivision:** A text field containing "Rolling Oaks Phase II".
- Parcel IDs:** A table with columns for Tract, Lot, Block, and Unit. The first row shows Tract 1, Lot 10, Block B, and Unit.

The status bar at the bottom of the window reads "Ready".

*The right tool for the local
code enforcement official.*



Quickly find critical case information.

-  Select a code enforcement case using an extensive range of criteria, including:
 - Case Number
 - Address
 - Subdivision Name
 - Parcel ID
-  Lock a code enforcement case to gain update access. Other users will be able to view the same code enforcement case, but not update it.
-  Unlock a code enforcement case and restore any changes (undo).
-  Save any new or changed code enforcement data.
-  Clear the current code enforcement folder. No data is deleted or lost.
-  Cut the highlighted text.
-  Copy the highlighted text.
-  Paste the text saved in the Windows clipboard.
-  Enter or view contacts for a code enforcement case.
-  Enter or view code enforcement inspections.
-  Enter or view code enforcement violations.
-  Enter or view code enforcement fines and fees.
-  Enter or view images.
-  Enter or view code enforcement actions.



(512) 338-9505 • sales@imp-res.com